


# 맞춤 한국어 6

영어권





.....

- -

3

.

(chapter)

.

.

가

,

가

.

.

.

,


,

,


.

,

.



# Introduction



## Book Content

Let's Learn!

Let's Listen!

Let's Write!

Let's Practice!

Let's Talk!

Let's look at Korean culture!

Let's Read!

# 목차

01	Our class is going to have an exhibition	10
02	I can do it myself	18
03	It was a fun day	26
04	You have a fever, so you need to rest	36
05	I will exercise hard	44
06	Change your daily habits	52
07	? How about we go to the park to ride our bikes?	62
08	Why don't you try it on?	70
09	I think there will be lots of beautiful flowers	78

10

? How have you been?

88

11

I am going to send a package

96

12

I'm looking forward to winter break

104

13

? Have you been to the folk village?

114

14

I am going to attend a hanbok fashion show

122

15

I am going to learn the gayageum

130

16


It is happy Chuseok

140

150


## 등장인물





# 우리 반에서 전시회를 해요

Our class is going to have an exhibition



:  
 :       ?               ?  
 :  
 :  
 :                               ?  
 :                               3  
 :  
 :  
 :

배우 보요 Let's Learn!

### Vocabulary

field trip

### Grammar and Expression

(1) AV +

(2) AV + ( )

DVD

(3) AV/DV + /

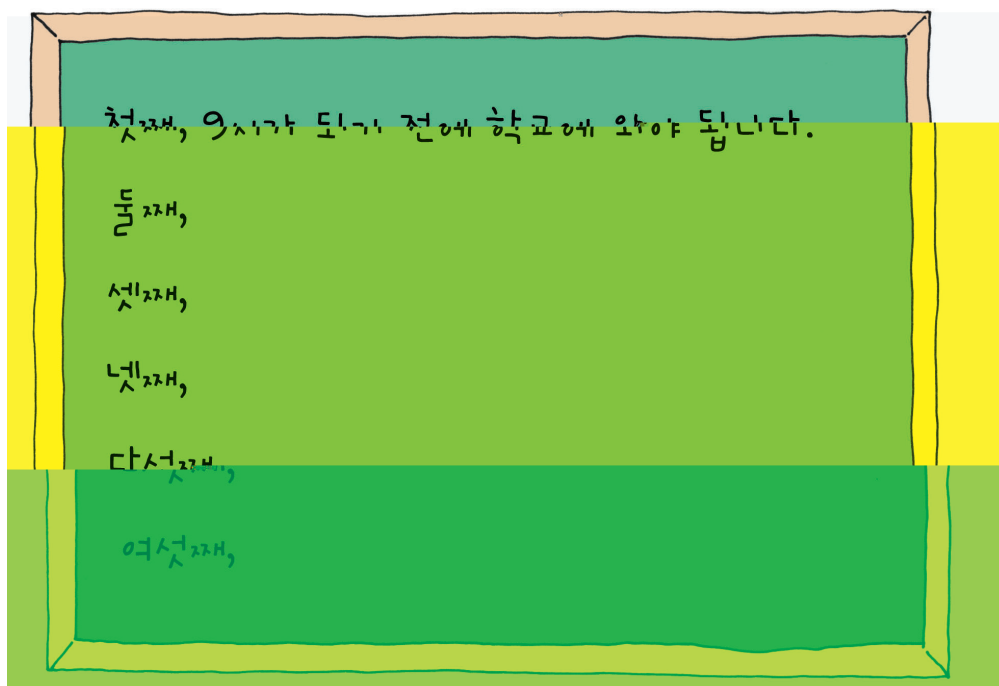


3. . Answer the following questions.

보기 : ?  
: \_\_\_\_\_.

- (1) : ?  
: \_\_\_\_\_
- (2) : ?  
: \_\_\_\_\_
- (3) : ?  
: \_\_\_\_\_
- (4) : ?  
: \_\_\_\_\_

4. .  
Write examples of some rules that you should keep in the classroom.






. < >

Select one from the parties below and write how you would plan the event following the example.

보기



써 보요 Let's Write!

Complete the following conversations using the expressions that you learned in this lesson.

(1) : ? ( ( ) )  
:  
.....

(2) : ? ( ( ) )  
:  
.....

(3) : ? ( )  
:  
.....

(4) : ? ( )  
:  
.....

(5) : ? ( / )  
:  
.....

(6) : ? ( / )  
:  
.....

(7) : ? ( / )  
:  
.....

## 문화 배우기

Lets look at Korean culture!

### Korean Riddles



Find out the right answers. These questions and

? Which country has the best fighters?

?



?

?

\_\_\_\_\_

## 내가 할 줄 알아

I can do it myself



:

?

:

?

:

?


.....

:

:

:

:



Vocabulary



Grammar and Expression



2 &lt; &gt;

Complete the sentences following the example.

보기

, \_\_\_\_\_.

(1) , \_\_\_\_\_.

(2) , \_\_\_\_\_.

(3) , \_\_\_\_\_.

(4) , \_\_\_\_\_.

(5) , \_\_\_\_\_.

(6) , \_\_\_\_\_.

3. &lt; &gt;

Fill in the blanks following the example.

보기

\_\_\_\_\_ . ( )

(1) \_\_\_\_\_ . ( )

(2) \_\_\_\_\_ ? ( )

(3) \_\_\_\_\_ ? ( )

(4) \_\_\_\_\_ . ( )

(5) \_\_\_\_\_ . ( )

(6) \_\_\_\_\_ . ( )

(7) \_\_\_\_\_ . ( )

(8) \_\_\_\_\_ . ( )



## 이야기쟁이

Imagine there is a genie's lamp in front of you. Discuss with your classmates about the three wishes you would ask for.

보기





(1) : ? ( / )

:

---

(2) : ? ( / )

:

---

(3) : ? ( / )

:

(4) : ? ( ( ) )

:

(5) : ? ( ( ) )

:


(6) : ? ( ( ) / )

:

---

(7) : ? ( ( ) / )

:



# 즐거운 하루였어요

It was a fun day






2

. < > .

This is Seulgi's schedule for today. Complete the sentences using the following example.

보기



3. < > .

Answer the questions following the example.

보기

: ?  
: , \_\_\_\_\_ .

(1) : ? ( )

: , \_\_\_\_\_ .

(2) : ? ( )

: , \_\_\_\_\_ .

(3) : ? ( )

: , \_\_\_\_\_ .

(4) : ? ( )

: , \_\_\_\_\_ .

4.

Fill in the blanks with the appropriate expressions.

\_\_\_\_\_

\_\_\_\_\_

\_\_\_\_\_

\_\_\_\_\_

\_\_\_\_\_

\_\_\_\_\_

\_\_\_\_\_

\_\_\_\_\_

\_\_\_\_\_

5.

Fill in the blanks with the appropriate expressions.

보기

\_\_\_\_\_

. (     )

(1)

.....

5

. (     )

(2)

.....

. (     )

(3)

.....

,                      ,                      .  
(     )

(4)

.....

. (     )

(5)

.....

. (     )

6.

?

How should we act in the following places? Write three examples for each location.

(1)

•

•

•

(2)

•

•

•

(3)

•

•

•

7. < >

Answer the questions following the example.

보기

:

?

:

\_\_\_\_\_.

(1) :

?

:

(2) :

?

:

(3) :

?

:

(4) :

?

:

# 이야기해요 Let's Talk!


< >


We are planning a party. Fill in the blanks about what we will do, and present it to the class following the completed example at the bottom.

보기



Read the following and answer the questions.





## You have a fever, so you need to rest



바우 보요 Let's Le



(3)

.....

.

.....

5

.

(4)

.....

.

.....

.

3.

Fill in the blanks.

	- /	- /	-( )	- /
*				
*				



< >

Play the role of a doctor or a patient and speak with your partner using the following expressions.

보기

:

:

:

:

:

:

:

:

?

?

?

The following is an excerpt from Seulgi's diary. Read the following and answer the questions.





# 운동을 열심히 할게요

I will exercise hard



:                    ?                    ?  
 :                    .                    .  
 :                    .                    .  
 :                    .  
 :                    ,                    .  
 :                    .                    ?  
 :                    ?                    .....  
 :                    .  
 :                    .

배우 보요 Let's Learn!



(3)




---

(4)




---

3. &lt; &gt;

Complete the conversations following the example.

보기

: ? ( / )  
 : .

(1) : ? ( / )

:  
 : .

(2) : ? ( / )

:  
 : .

(3) : ? ( / )

:  
 : .

(4) : ? ( / )

:  
 : .

(5) : ? ( / )

:  
 : .

## 이야기해요 Let's Talk!

?

What kind of promise can you make in the following situations? Create a dialogue based on the pictures.



보기

:

?

:

Read the following and answer the questions.

써 보요 Let's Write!

Complete the following conversations using the expressions that you learned in this lesson.

(1) : . ( ( ) ( ) )

: .

(2) : ? ? ( ( ) ( ) )

: ,

(3) : . ( / )

:

(4) : ? ? ( / )

: .

(5) : ? ( / )

: .

(6) : ? ( / )

:


(7) : . ( / )

:



## 생활 습관을 바꿔 보세요

Change your daily habits







(3) \_\_\_\_\_ .

(4) \_\_\_\_\_  
TV \_\_\_\_\_ .

(5) \_\_\_\_\_  
10 \_\_\_\_\_ .

3. < >  
Complete the sentences following the example.

**보기** \_\_\_\_\_ . ( )

(1) \_\_\_\_\_ . ( )

(2) \_\_\_\_\_ . ( )

(3) \_\_\_\_\_ . ( )

(4) \_\_\_\_\_ . ( )

(5) \_\_\_\_\_ . ( )

(6) 4 \_\_\_\_\_ . ( )

4.

Match the correct sentences and create a new sentence combining the two parts.

<p>.....</p> <p>.....</p> <p>.....</p> <p>.....</p> <p>.....</p> <p>.....</p> <p>.....</p>	<p>.....</p> <p>.....</p> <p>.....</p> <p>.....</p> <p>.....</p> <p>.....</p> <p>.....</p>
--	--

(1)

(2)

(3)

(4)

(5)

(6)

(7)

(8)

(9)

(10)

?

What kind of promise can you make to each person? Give three examples each.

(1)

(2)

[illegible]

(3)

[illegible]


(4)

[illegible]









## 문화 배우기


Lets look at Korean culture!

### Gochujang and Ketchup




Gochujang is used to favor dishes like

# 공원에 가서 자전거를 탈래?

How about we go to the park to ride our bikes?



: ?  
 : . , ?  
 : , ?  
 : .  
 : ? , .  
 : ?  
 : 2 ?  
 : . !



Grammar and Expression



(2)

.....

(3)


.....

(4)

(5)

(6)

(7)





< >

Write your weekly schedule and set up a meeting with a friend. Follow the example.

보기

:

:

:

:

...

3

.

?

.

?

읽어 보요 Let's Read!

Read the following and answer the questions.

(A)

: 09:00~ 21:00

2012. 5. 1~2012. 5. 30

2012.5.16

-

- 5

-

:

\*

\*

( )

(1)

Which of the following information cannot be confirmed by the ticket above?

(2)

:

:

:

:

: 2012 5 31

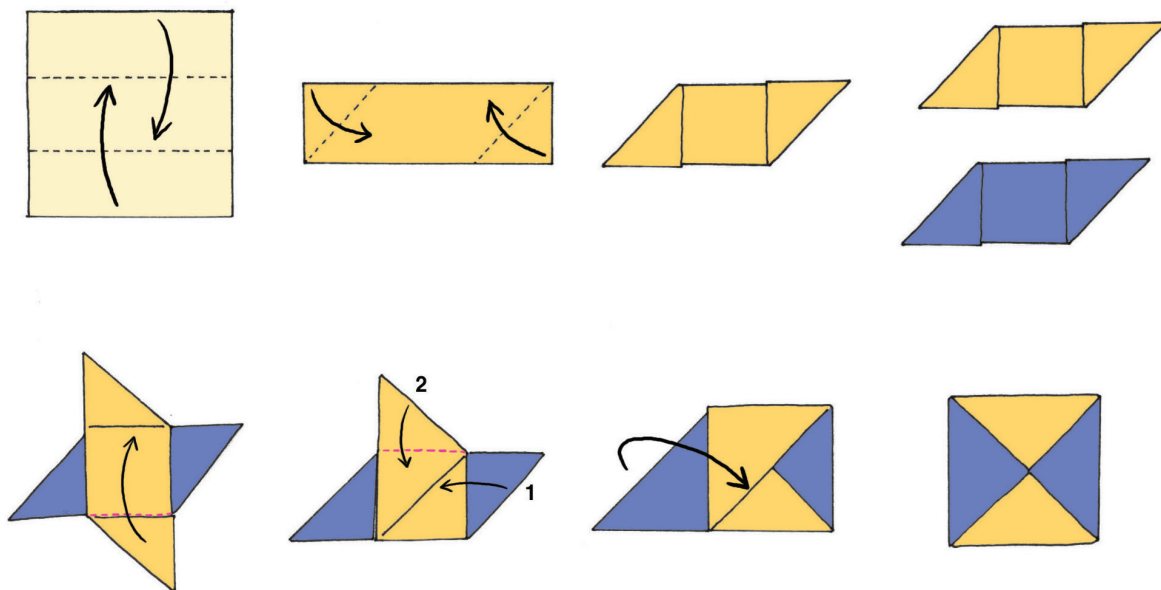


## 문화 배우기

Lets look at Korean culture!

—

### Korean Traditional Games – ttakji chigi



make your own ttakji, like the picture below. Then, determine who will go first

fip our opponent's ttakji. If you succeed in flipping the game piece, it becomes

# 한번 입어 보세요

Why don't you try it on?



: . ?

: . ,

: .

: ?

: ?

: .

배우 보요 Let's Learn!



- (4) : .  
: .
- (5) : ?  
: .

3.

Look at the picture below, and complete the sentence.

보기

\_\_\_\_\_.

- (1) \_\_\_\_\_
- (2) \_\_\_\_\_
- (3) \_\_\_\_\_
- (4) \_\_\_\_\_



. < >

You and your friend are out shopping. Following the example, create a dialogue that corresponds with the situation.



보기

: ?  
:  
: ?  
:  
:  
:  
...

Read the following and answer the questions.



## 문화 배우기

Lets look at Korean culture!


### Meanings in Numbers



countries are? Let's find out!

## 예쁜 꽃이 많을 것 같아요

I think there will be lots of beautiful flowers



연습해요 Let's Practice!



(4)

(5)

3.

?

?

What should you not do in the following situation? What would be appropriate?

(1)

\_\_\_\_\_.

\_\_\_\_\_.

(2)

-----

-----

(3)

-----

-----

(4)

-----

-----

(5)

-----

-----

(6)

-----

-----

4. &lt; &gt;

Complete the sentences following the example.

보기

/

\_\_\_\_\_.

(1) /

(2) /

(3) /

(4) /

(5) /

5. &lt; &gt;

Complete the conversations following the example.

보기

:

?

:

\_\_\_\_\_.

(1) :

?

:

(2) :

?

:

(3) :

?

:

(4) :

?

:

(5) :

?

:

(6) :

?

:

6.

?

The following shows what my friends did. What did they do? Look at the chart, and write what they did.

이름	날짜	한 일 ①	한 일 ②
(1) 앤드류	지난주 토요일	친구를 만나다	같이 영화를 보다
(2) 엠마	지난 휴일	쇼핑 센터에 가다	옷을 구경하다
(3) 수연	그저께	생신 선물을 사다	어머니께 드리다
(4) 제임스	어제	모형 비행기를 만들다	가지고 놀다
(5) 민수	아까	운동장에 가다	공놀이를 하다

(1)

(2)

(3)

(4)

(5)

7. < >

Complete the sentences following the example.

보기

\_\_\_\_\_ ( )

(1)

( )

(2)

( )

(3)

( )

(4)

( )

# 이야기해요 Let's Talk

? < >

What would be a good way to spend your vacation?

Following the example, recommend some activities to your friends.

보기

:  
:  
:  
...

?

Jot down your classmates' recommendations.

?

Which of the recommendations is your favorite? Discuss why.

보기


:

들어 보세요 Let's Listen!

1.



Listen carefully and choose the corresponding pictures.



( )



( )



( )

2



Listen carefully and answer the questions.

(1)

?

.

.

.

.

(2)

?

읽어 보요 Let's Read!





## 문화 배우기

Lets look at Korean culture!

### Kongjwi Patjwi and Cinderella



cow, toad, and robin, as well as a fairy goddess. Try to find similarities between

# 그동안 잘 지냈니?

How have you been?



: ? , . ?  
 : , . ?  
 : , .  
 : .  
 : 1 .  
 : .  
 : , .

배우 보요 Let's Learn!



(4)

(5)

3.

Look at the picture below, and complete the sentence.

보기

\_\_\_\_\_

(1)

(2)

(3)

(4)

이야기해요 Let's T

?

Imagine that you met a younger cousin who you haven't seen in a long time. What will you talk about? Create a dialogue with your classmate.

보기


?

?

?

?

Read the following and answer the questions.





## 문화 배우기

Lets look at Korean culture!

### Writing your Korean address

location frst, then working up to larger territories.



In Korea, it is the opposite. You begin with the largest area unit frst, such as



Also in Korea, you write the date in decreasing order, frst the year, the month, then the day. People also write their last names frst, followed by their given names.

## 소포를 보내러 가요

I am going to send a package



:

,

?

:

:

:

?

?

CD

:

:

:

,

,



## Grammar and Expression



연습해요

2 &lt; &gt;

Complete the sentences following the example.

보기

\_\_\_\_\_

. (      )

(1) \_\_\_\_\_ . (      )

(2) \_\_\_\_\_ . (      )

(3) \_\_\_\_\_ . (      )

(4) \_\_\_\_\_ . (      )

(5) \_\_\_\_\_ . (      )

(6) \_\_\_\_\_ (      )

3. &lt; &gt;

Complete the sentences following the example.

보기

\_\_\_\_\_

. (      )

(1) \_\_\_\_\_ . (      )

(2) \_\_\_\_\_ . (      )

(3) \_\_\_\_\_ ? (      )

(4) \_\_\_\_\_ . (100      )

(5) \_\_\_\_\_ . (      )

(6) \_\_\_\_\_ . (      )



? < > .


What are you going to do at these places? Create a dialogue following the example.

보기

/ /

읽어 보요 L

Read the following and answer the questions.



## 문화 배우기

Lets look at Korean culture!

### Korean Names

frst, then they write their frst names.

‘송이? 우리? 하늘?’

last names and single character frst

朴                      金      李



# 겨울 방학이 기대가 돼

I'm looking forward to winter break



?  
CD

?

?

연습해요

2

?

What do you do at the following locations?

보기

\_\_\_\_\_.

(1)

\_\_\_\_\_.

(2)

\_\_\_\_\_.

(3)

\_\_\_\_\_.

(4)

\_\_\_\_\_.

(5)

\_\_\_\_\_.

(6)

\_\_\_\_\_.

3.

?

What do you do in the following situations?



4. &lt; &gt;

Complete the conversation following the example.



5.

Find the errors in the following sentences and correct them.

?

?

?

?



?


!

6 13

?

your classmates and share your results with the







써 보요 Let's Write!

Write a letter to catch up with a relative you haven't seen in a long time.

A large, light beige rectangular area with a blue scalloped border, containing horizontal dashed lines for writing a letter.

# 문화 배우기

Lets look at Korean culture!

## Social Networks



## 민속촌에 가 봤어?

Have you been to the folk village?



배우 보요 Let's Learn!



연습해요 Let's Practice!

(2)

.....

(3)

.....

(4)

.....

3. &lt; &gt;

Complete the sentences by connecting the two parts, following the example.

보기

,

.....

(1)

,

.....

(2)

,

.....

(3)

,

.....

(4)

,

.....

(5)

,

.....


(6)

,

.....




Read the following and answer the questions.



## 문화 배우기

Lets look at Korean culture!


### Hahoetal (Hahoe Mask)



(province) near Andong city, and it was frst made for people in the lower classes

# 한복 패션쇼에 가기로 했어

I am going to attend a hanbok fashion show



:

:

:

:

:


:

?

?

?

배우 보요 Let's Learn!



2. &lt; &gt;

Answer the questions following the example.

보기

: ? : \_\_\_\_\_.

(1) : ?

:

(2) : ?

:

(3) : ?

:

(4) : ?

:

3. &lt; &gt;

Complete the sentences following the example.

보기

\_\_\_\_\_ ( )

(1) \_\_\_\_\_ ( )

(2) \_\_\_\_\_ ( )

(3) \_\_\_\_\_ ( )

(4) \_\_\_\_\_ ( )

4. &lt; &gt;

Complete the sentences following the example.

보기


\_\_\_\_\_ ( / )

(1) \_\_\_\_\_ ( / )



(2) \_\_\_\_\_ ( / )

(3) \_\_\_\_\_ ( / )

(4) \_\_\_\_\_ ( / )

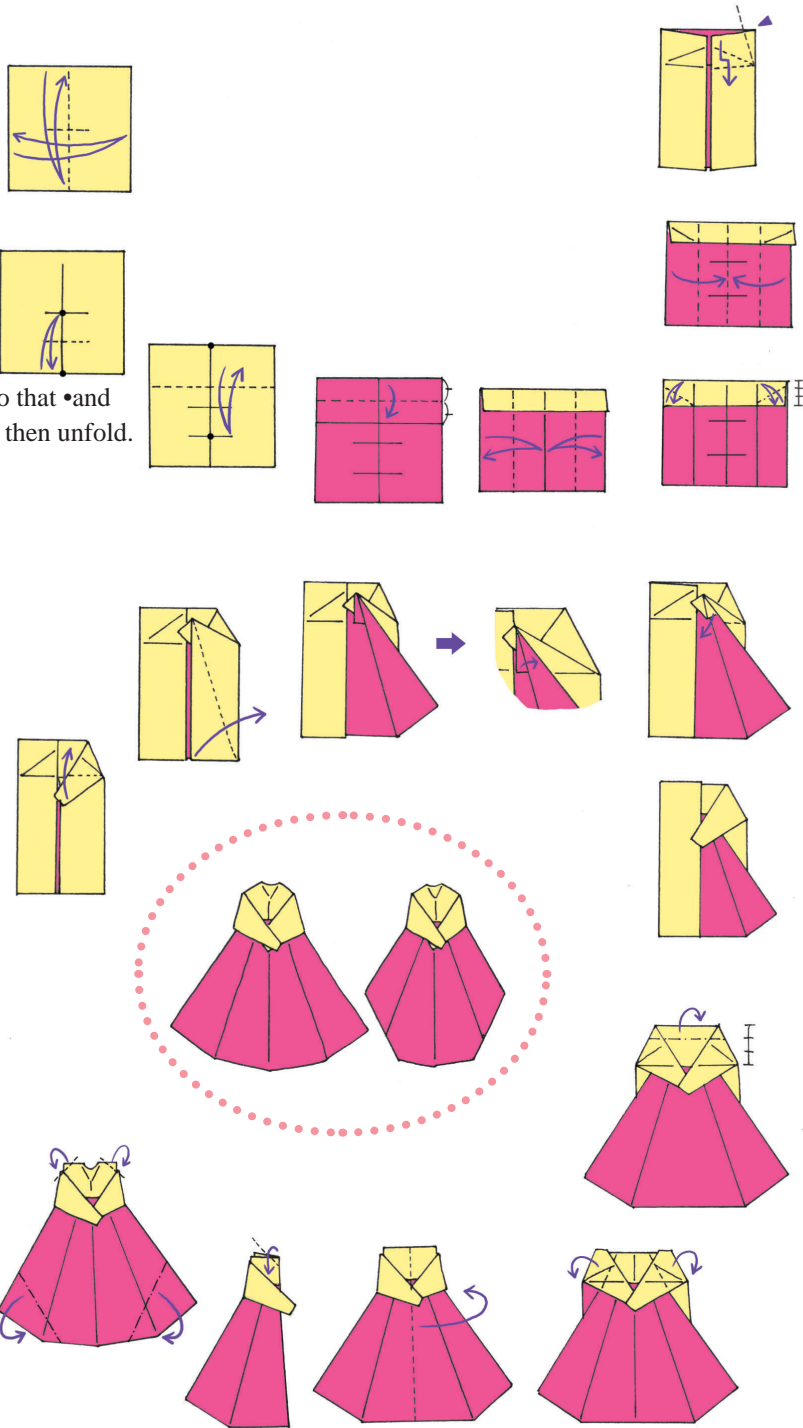






Lets look at Korean culture!


Fold so that • and • meet, then unfold.

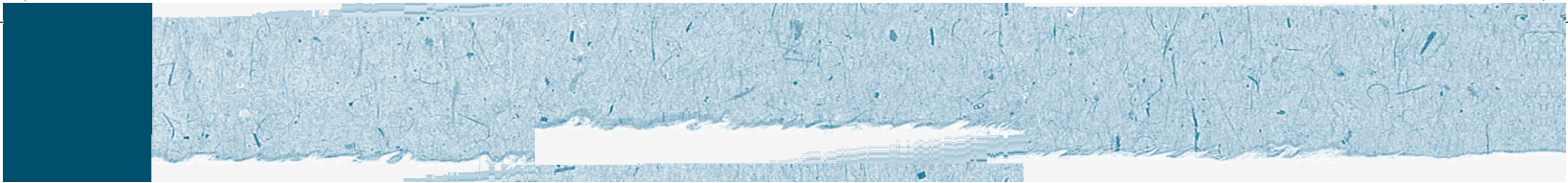


## 가야금을 배우려고 합니다

I am going to learn the gayageum







3. < > .

Look at the picture and complete the sentences following the example.

보기

: ?  
: \_\_\_\_\_.

(1)

: ?  
: \_\_\_\_\_.

(2)

: ?  
: \_\_\_\_\_.

(3)

: ?  
: \_\_\_\_\_.

(4)

: ?  
: \_\_\_\_\_.

(5)


: ?  
: \_\_\_\_\_.

4.

< >

Select the appropriate word from the given choices to describe the people in the subway.

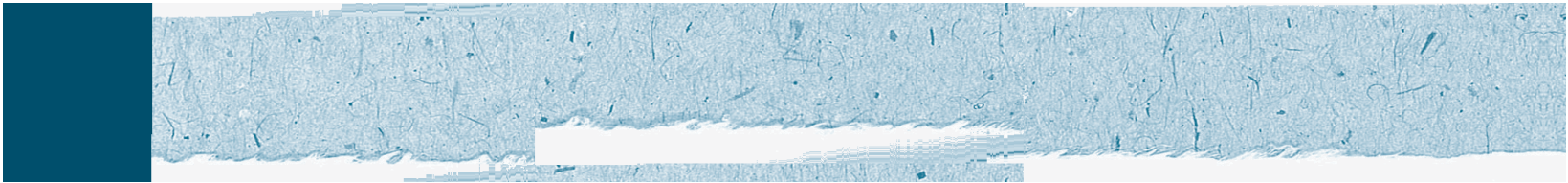
보기



5.


Match the correct choices and complete the sentences.

- |     |   |   |
|-----|---|---|
| (1) | • | • |
| (2) | • | • |
| (3) | • | • |
| (4) | • | • |



6.      <      >

Make your own schedule following the example.



이야기해요 Let's Talk!


Have you experienced the following things before? Ask your classmates, and mark if they have, and × if they have not. Discuss your findings with a friend following the example.

--	--	--	--



들어 보요 Let's Listen!





# 문화 배우기

Lets look at Korean culture!

## Korean Instruments

가

You can easily find examples

제16과

Lesson 16

# 즐거운 추석이에요

It is happy Chuseok



8 15 ,

# 연습해요 Let's Practic !

1. < > .

Choose the appropriate words from the given selection and complete the sentences.

보기

( )

?

( )

/

( )

/

- (1) : .  
: .
- (2) : ?  
: 1
- (3) : ?  
: .
- (4) : ?  
: .
- (5) : ?  
: .
- (6) :  
: .
- (7) : ?  
: .
- (8) :  
: ? ?
- (9) : ?  
: .

2

< >

Look at the following picture and write down what you can and cannot do following the given example.



(1)

\_\_\_\_\_.

.....

.....

.....



(2)

\_\_\_\_\_.

.....

.....

.....

3. &lt; &gt;

Complete the sentences following the example.

보기

(1)

(2)

(3)

(4)

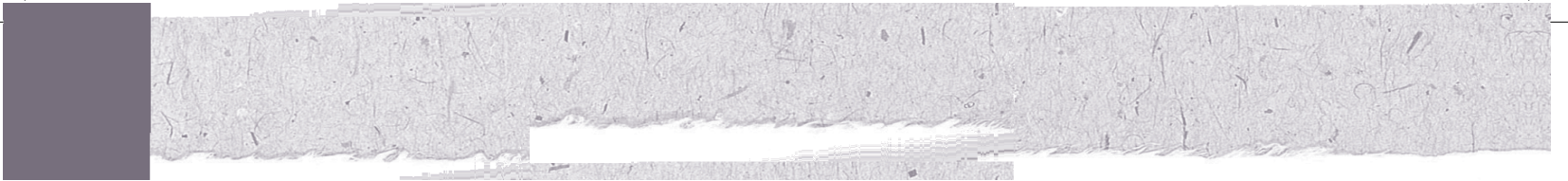
(5)

4. &lt; &gt;

Find the errors in the following sentences and correct them following the example.

보기

(1)



5.

? ( ) '

What are the characters in the pictures doing? Complete the sentence using '-( )' grammar pattern.

(1)

.....

(2)

.....

(3)

.....

(4)

.....

(5)


.....

(6)

.....

# 이야기해요 Let's Talk!

On New Year's day, your grandparents say words of encouragement and warm wishes for you in the upcoming year. This is called "Deokdam." Share words of "Deokdam" around the class. Be sure not to say the same "Deokdam" as your classmates.



보기

: , . , ?  
: , . , 100  
: , . ,



.....

.....






•

1 1 1

---





부록



3

1



1



( )

•

•

•

•

( )

•

•

•

•

( )

•

•

•

•

?

•

•

2



?

?

?

•

1

?

•

2

•

•

?

•

•

?

?

$$\vdots$$

•

•

?

•

•

•

9



( ) : ?  
:  
( ) : ?  
:  
( ) :  
:  
:



: ?  
:  
:  
: ?  
:  
: ?  
:  
:

12



( ) :  
:  
( ) : ?  
:  
:  
( ) : ?  
:  
:  
:  
:



1 

1



- (1) ( ).
- (2) ( )?
- (3) ( )
- (4) ( )
- (5) ( )

2



1 15

## 문법

### 1과

Our class is going to have an exhibition

#### (1) AV +

‘before’

#### (2) AV + ( )

‘- ( )ㄴ’  
가 ‘- / -’

This is used to show ‘after finishing movement of the preceding clause’. After

#### (3) AV/DV + /

‘have to’, ‘must’ ‘should’,

### 2과

I can do it myself

#### (1) AV + ( ) /

‘-( )ㄹ’ / ‘가’ 가 ,  
 ‘AV+( )ㄹ’ / ‘’ .

( )ㄹ /  
 ( )ㄹ /

(2) AV/DV+ /

, .

(3) AV+( )

. ‘-( )ㄹ’

This modifier is attached to the stem of action verb and follows a premodifying clause and modifies a following noun. ‘- ㄹ

## 4과

You have a fever, so you need to rest

(1) AV/DV+( )

, ( : - / ). ‘-( )’ 가 ‘-( )’  
 .

(2) DV+

‘ ,  
 가 . ,  
 가 .

(3) 'ㄷ' ,  
 ㅅ 가 ㅅ 가  
 . ' , ' , ' , ' ,  
 'ㅅ'  
 If the final consonant of an irregular verb stem is 'ㅅ'  
 ㅅ  
 ㅅ

## 5과

I will exercise hard

(1) DV+( )

. 1 .

(2) N+

. ' \_ , ' \_ '

.

- -

(3) AV/DV+

. ' \_ , ' \_ '

.

- -

## 7과



How about we go to the park to ride our bikes?

(1) DV+( ) ?

.

(2) DV+( )

가

가

가

(3) DV+ / ( )

가

.

.

.

‘- / -’, ‘- -’ ‘- / ’

.

-

## 8과

Why don't you try it on?

(1) N+

가

.

가

‘ , ’

.

(2) DV/AV+( )

가

,

가가

‘-( )’ㄴ

’

‘-’

’

‘-( )’ㄹ

’

.

- ㄴ

-

- ㄹ

(3) DV+ /

‘- / / / ’

/

/

’

.

‘- / / / ’

/

/

’

| O과

? How have you been?

(1) AV/DV+ ( )

가

.

(2) AV+ /

.

(3) AV/DV+( ) ?

.

| | 과

I am going to send a package

(1) AV+( )

.

## (2) AV/DV+( )

‘- ( )’은 ‘- ( )’을 나타내는 표현입니다.

## (3) AV/DV+ /

‘- ( )’은 ‘- ( )’을 나타내는 표현입니다. ‘- ( )’은 ‘- ( )’을 나타내는 표현입니다.

‘- ( )’은 ‘- ( )’을 나타내는 표현입니다. ‘- ( )’은 ‘- ( )’을 나타내는 표현입니다.

shows accomplishment of the following movement at the point of finishing the

## 13과

? Have you been to the Folk Village?

## (1) AV+ /

‘- ( )’은 ‘- ( )’을 나타내는 표현입니다. ‘- ( )’은 ‘- ( )’을 나타내는 표현입니다.

## (2) AV+( )

‘- ( )’은 ‘- ( )’을 나타내는 표현입니다. ‘- ( )’은 ‘- ( )’을 나타내는 표현입니다.

-( )                      -( )

(3) AV +

14과

I am going to attend a  
hanbok fashion show

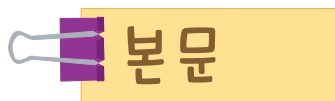
(1) DV+ /  
( )

(2) AV +

가

(3) ( ) N+  
( 가

) ‘- / ’



1

2

Emma:       How about decorating the room as a flower garden?  
              We'll fold origami flowers and butterflies and place them around the room.

3

4

5

6

have confidence and try again! If you think optimistically, your body too will become

7

8

9

week, my mom is going to the flower market and I plan to go with her. I've never been to a flower market before, but I think there will be lots of beautiful flowers. I'm looking

10

Grandma: I'll finally get to see your face! When will you arrive?

when we confirm the date.

11

Minsu: Next week is Jihoon's birthday, so I'm going to the post office to send him

Mom: I'm sure he'll like it. I have some errands to run around the post office too,

12

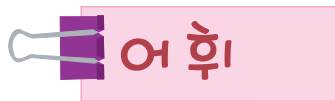
Let's play Yunnori during the holidays too. Last time we played, I lost, so I'm definitely



15

instrument. Learning how to play the gayageum looks very difficult, but I'm going to

16



feld trip

fower garden



to fight, to argue

to fit well

to be difficult

(ABC )

field trip  
flower garden



to be difficult

(       )

(       )





to fight  
to ft well



맞춤 한국어 6 영어권

| ( / ),  
| ( )  
| ( )  
| ( )  
| ( )

| ( )  
| ( )  
| ( )

| 2011 6 30

|  
|